

100% MADE IN U.S.A. !

another wiring product by...



**American  
Autowire**

We Make Wiring Easy!!

**INSTALLATION INSTRUCTIONS**

This wiring kit is designed for ease of installation. Please read the guidelines below, BEFORE STARTING your installation, to guarantee a successful job!

**STEP 1: DISCONNECT YOUR BATTERY:**

Disconnect the battery before installing the wiring kit to prevent any accidental shorting caused by loose bare wire ends.

**STEP 2: MOUNT YOUR PANEL:**

It is recommended that you mount your panel under the dash, in the kick panel, or under the front seat.

**STEP 3: START INSTALLING KIT:**

This kit is broken down into individual steps that are identified by a letter printed on the instruction sheets visible through each bag. These letters are the order of operation for installing y our kit. Start with the bag letter "A", then "B", etc. The order of installation is shown below.

A	500718	Ignition Switch and Starter Wiring Kit
B	500699	Alternator Connection Kit
C	500303	Headlight / Accessory Switch Kit
D	500302	Steering Column / Turn Signal Connection Kit
E	500353	Gauge Connection Kit (Sending Unit Side)
F	500354	Accessory Wire Kit

**STEP 4: RECONNECT YOUR BATTERY:**

When you have completed the installation and are ready to reconnect the battery, make sure that the following electrical system grounds are in place:

- A. Battery is grounded to the ENGINE BLOCK.
- B. Battery is grounded to the frame.
- C. Engine block is grounded to the frame.
- D. Body is grounded to the frame.

**STEP 5: CHECK ALL ELECTRICAL FUNCTIONS:**

Any non-functioning items should be checked for proper installation. Any problems with your wiring and electrical circuit functions should be addressed to American Autowire Systems, Inc. as soon as possible to avoid any warranty problems.

If you have any questions concerning this or any of our products, please feel free to call us at 1-800-482-WIRE.

***“AMERICAN AUTOWIRE MAKES WIRING THAT EASY!”***

We offer many accessories for your project! Feel free to call and ask for any electrical accessory. Shown below are just a few examples!



compact ground splice system



many brake switches available



crimping tools



firewall disconnects  
(4,6,8, & 9 wire applications)



many relay kits available



courtesy lamp kit available

**also available...turn signal switches, battery disconnect switch, battery junction blocks, battery cables LED's, grommets, connectors, terminals, and more !**

**START HERE !!**

THIS KIT DOES NOT SUPPORT STOCK (ORIGINAL) GENERATORS. THE DESIGN OF THE KIT IS DESIGNED TO SUPPLY MORE POWER THAN THE GENERATOR IS ABLE TO SUPPLY.

PART # **500703**

DESCRIPTION:

**HIGHWAY 15  
FULL VEHICLE WIRING KIT**

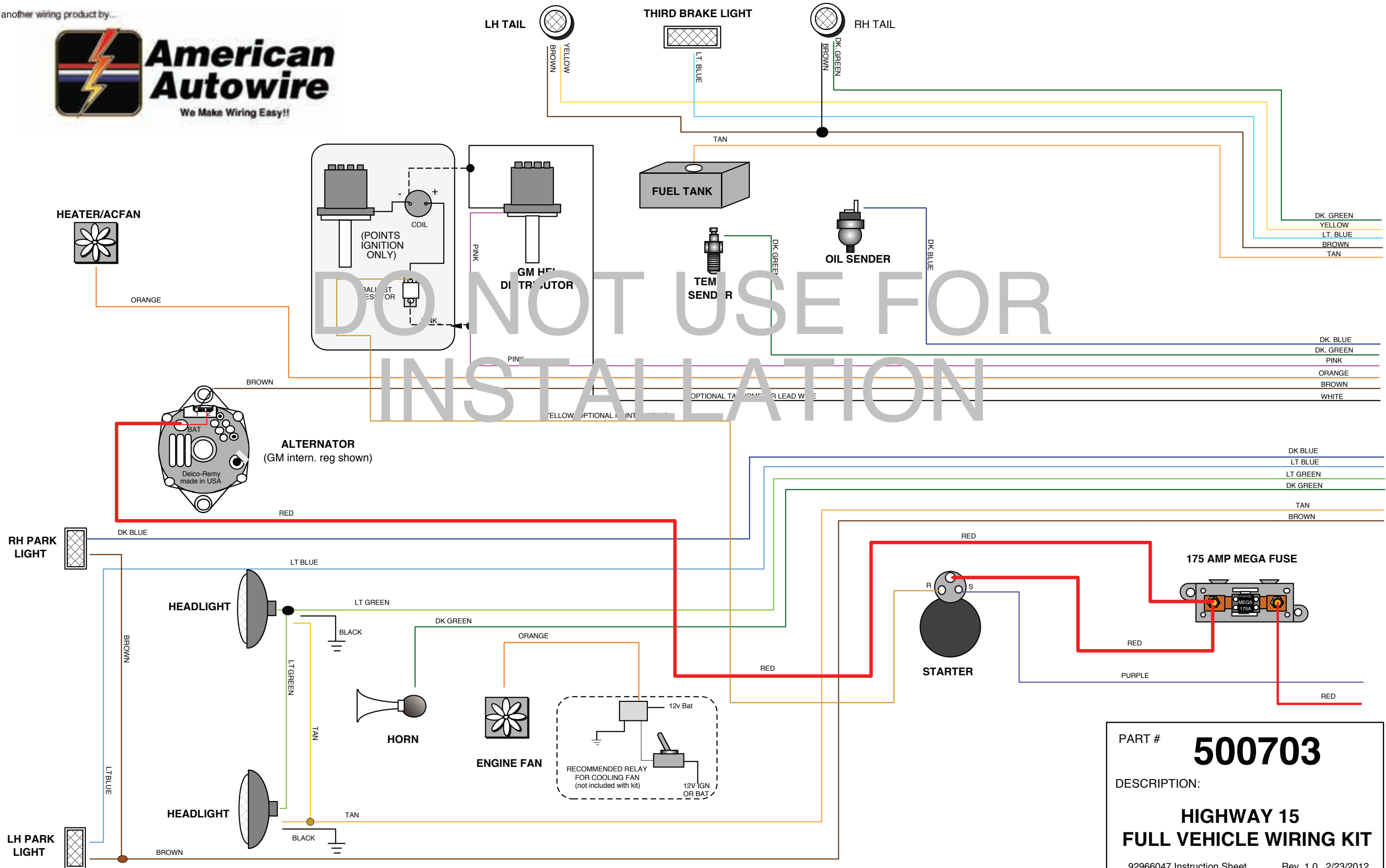
92966047 Instruction Sheet

Rev 1.0 2/23/2012



**American  
Autowire**

We Make Wiring Easy!!



PART # **500703**

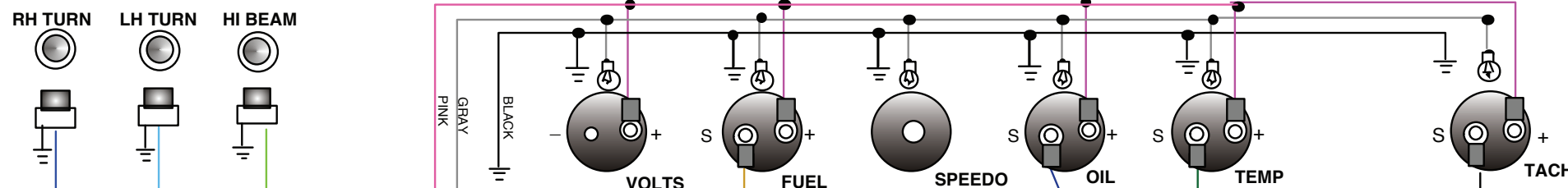
DESCRIPTION:

**HIGHWAY 15  
FULL VEHICLE WIRING KIT**



**American  
Autowire**  
We Make Wiring Easy!!

150 Heller Pl #17 W Bellmawr, NJ 08031  
856-933-0801



WIPER SWITCH  
OR  
WIPER MOTOR



GAUGE DISCONNECTS

DK. GREEN  
YELLOW  
LT. BLUE  
BROWN  
TAN

DK. BLUE  
DK. GREEN  
PINK  
ORANGE  
BROWN  
WHITE

DK. BLUE  
LT. BLUE  
LT. GREEN  
DK. GREEN  
TAN  
BROWN

HEADLIGHT SWITCH  
dome / crtsy ground  
instrument lamp feed  
park light feed  
park light power  
battery feed  
dimmer feed

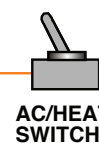
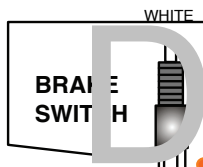
DIMMER SWITCH

OPTIONAL  
NEUTRAL SAFETY  
SWITCH LOCATION

PURPLE


RED

DO NOT USE FOR  
INSTALLATION



Optional Alternator regulator  
exciter diode

STEERING COLUMN  
CONNECTOR




rh tail / stop  
lh tail / stop  
12v from brake switch  
rh front park / turn  
lh front park / turn  
horn  
12v feed - turn  
12v feed - hazard

DK. GREEN  
YELLOW  
WHITE  
DK. BLUE  
LT. BLUE  
BLACK  
PURPLE  
BROWN

PINK  
PINK  
BROWN  
BROWN  
PURPLE  
RED  
RED

ignition power  
accessory power  
starter solenoid  
battery power

IGNITION SWITCH



RADIO



PART #

**500703**

DESCRIPTION:

**HIGHWAY 15  
FULL VEHICLE WIRING KIT**

92966047 Instruction Sheet

Rev 1.0 2/23/2012

**This page intentionally left blank**

PART #	<b>500703</b>
DESCRIPTION:	<b>HIGHWAY 15 FULL VEHICLE WIRING KIT</b>
92966047 Instruction Sheet	Rev 1.0 2/23/2012