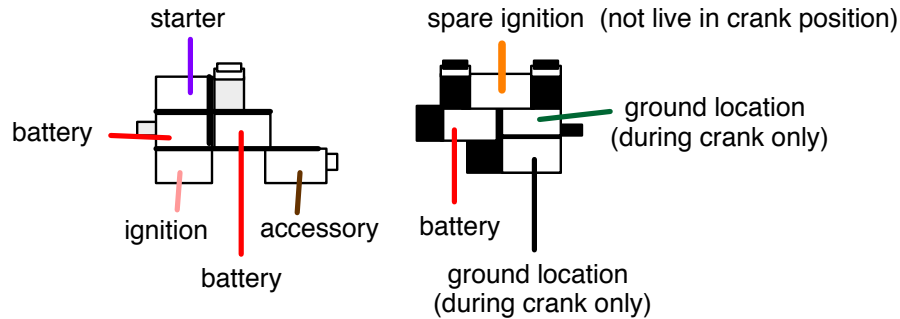


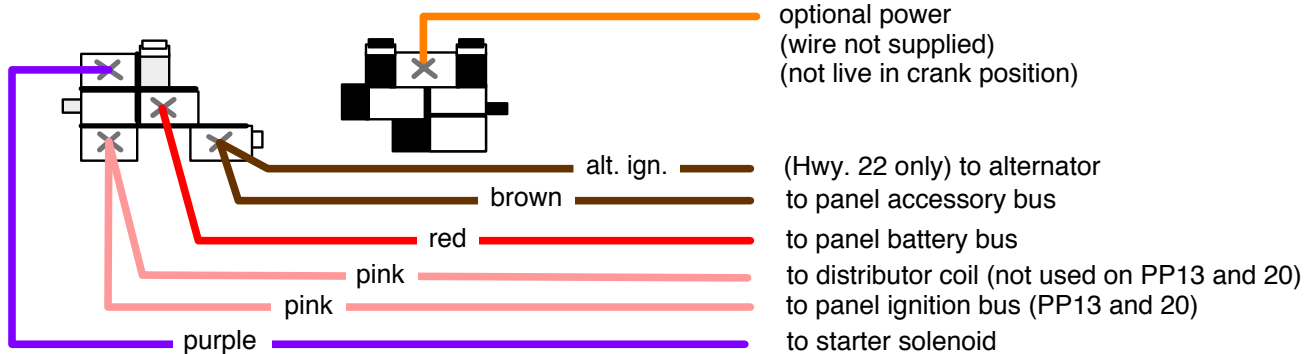
# GENERAL PURPOSE FUNCTIONS



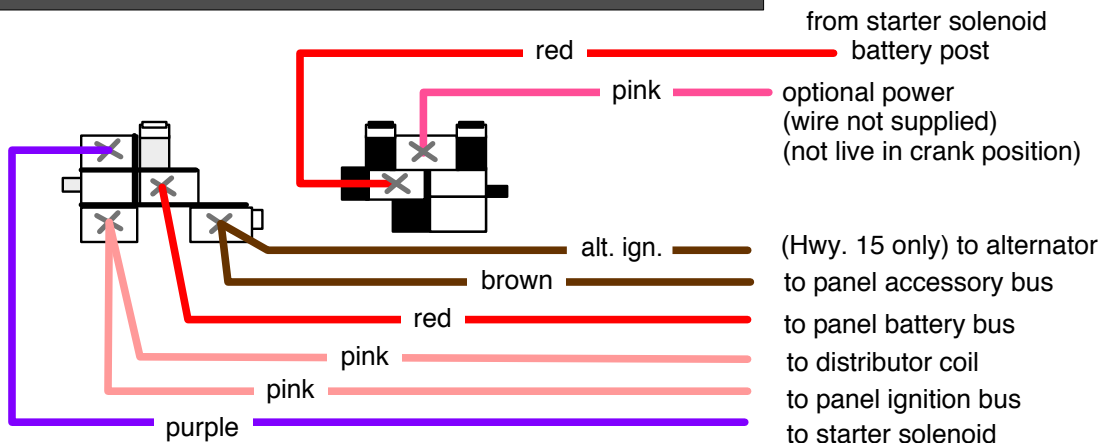
## NOTE:

1. All connector cavities in the black and white connectors, use a 56 series .25 female terminal, with the exception of the "spare ignition cavity", which requires the wider 59 series .31 female terminal, included in the bag.
2. After installing the proper wires into the ignition switch connectors, the white connector should be plugged into the ignition switch first, then the black connector. The black connector must be plugged into switch, as this will lock the white connector to switch.

connection to the: Highway 22 wiring system  
Power Plus 13, 16, and 20 wiring systems



connection to the: Highway 15 wiring system  
Comp- 9 wiring system



www.americanautowire.com 856-933-0801

PART #

# 500257

DESCRIPTION:

IGNITION SWITCH CONNECTION KIT  
GM COLUMN MOUNT

92964516 Rev 10.1 12/8/2014